

# SEP 07-APR 08 VS. SEP 08-APR 09

Dillingham ❖ Naknek ❖ Togiak ❖ New Stuyahok



## BBNA Head Start Utilities Analysis

INTRODUCTION:

The Bristol Bay Area has been hit hard by increasing utilities costs over the last two years. This is due in part to the vast distances that fuel oil must be transported in order to reach our furthest villages and also to the increased cost of a barrel of oil. To further complicate matters, villages must purchase fuel for the upcoming year each fall, which means that prices of fuel during that time period will maintain throughout the year despite fluctuation in the general market. During the fall fuel delivery period, the fuel prices were at an unprecedented high and although gas prices have fallen dramatically in the rest of the nation, rural Alaskans are still paying the extremely high prices of last fall.

Head Start has been weathering this increase by cutting services and supplies and also from a generous cash donation from BBNA but will not be able to maintain quality services if a permanent solution is not found.

The following information is a compilation of two years worth of utility bills and shows just how much utility prices have increased in each of our Head Start communities.

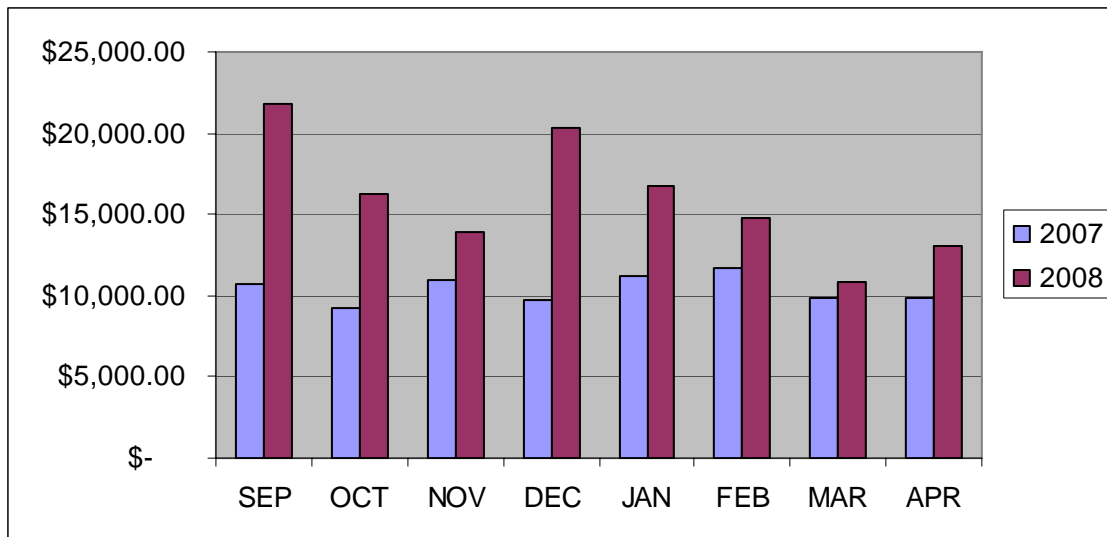
We have full Data for the 2007-2008 school year but for the purposes of comparison only September 07 to April 08 is included in this report.

# Total Utilities 2007-2008

	ELECTRIC	FUEL	PHONE	INTERNET	TOTAL
Sep-07	\$ 4,699.76	\$ 5,349.47	\$ 314.03	\$ 309.98	\$ 10,673.24
Oct-07	\$ 5,302.53	\$ 3,284.81	\$ 351.76	\$ 309.98	\$ 9,249.08
Nov-07	\$ 5,775.63	\$ 4,516.78	\$ 351.76	\$ 309.98	\$ 10,954.15
Dec-07	\$ 5,925.25	\$ 3,124.61	\$ 351.13	\$ 309.98	\$ 9,710.97
Jan-08	\$ 5,978.76	\$ 4,607.55	\$ 350.25	\$ 309.98	\$ 11,246.54
Feb-08	\$ 6,114.53	\$ 4,911.92	\$ 308.18	\$ 309.98	\$ 11,644.61
Mar-08	\$ 6,362.67	\$ 2,872.47	\$ 308.18	\$ 309.98	\$ 9,853.30
Apr-08	\$ 5,095.58	\$ 4,095.37	\$ 308.38	\$ 309.98	\$ 9,809.31
<b>Total</b>	<b>\$ 45,254.71</b>	<b>\$ 32,762.99</b>	<b>\$ 2,643.67</b>	<b>\$ 2,479.84</b>	<b>\$ 83,141.21</b>
<b>Average</b>	<b>\$ 5,656.84</b>	<b>\$ 4,095.37</b>	<b>\$ 330.46</b>	<b>\$ 309.98</b>	<b>\$ 10,392.65</b>

# Total Utilities 2008-2009

MONTH	ELECTRIC	FUEL	PHONE	INTERNET	TOTAL
Sep-08	\$ 6,083.67	\$ 9,686.23	\$ 624.09	\$ 309.98	\$ 21,809.42
Oct-08	\$ 8,412.35	\$ 5,652.87	\$ 624.09	\$ 309.98	\$ 16,288.46
Nov-08	\$ 7,751.52	\$ 5,885.32	\$ 624.09	\$ 309.98	\$ 13,873.21
Dec-08	\$ 8,172.40	\$ 8,319.41	\$ 623.73	\$ 309.98	\$ 20,304.63
Jan-09	\$ 8,264.25	\$ 8,119.41	\$ 623.91	\$ 309.98	\$ 16,690.91
Feb-09	\$ 7,312.80	\$ 7,072.32	\$ 673.64	\$ 309.98	\$ 14,805.95
Mar-09	\$ 6,443.57	\$ 4,239.47	\$ 673.64	\$ 309.98	\$ 10,894.43
Apr-09	\$ 7,409.67	\$ 5,404.32	\$ 673.78	\$ 309.98	\$ 13,066.80
<b>Total</b>	<b>\$62,037.66</b>	<b>\$58,037.49</b>	<b>\$5,178.82</b>	<b>\$ 2,479.84</b>	<b>\$127,733.81</b>
<b>Average</b>	<b>\$ 7,754.71</b>	<b>\$ 7,254.69</b>	<b>\$ 647.35</b>	<b>\$ 309.98</b>	<b>\$ 15,966.73</b>



	SEP	OCT	NOV	DEC	JAN	FEB	MAR	APR
Total % (-/+ ) 07-09	104.34%	76.11%	26.65%	109.09%	48.41%	27.15%	10.57%	33.21%

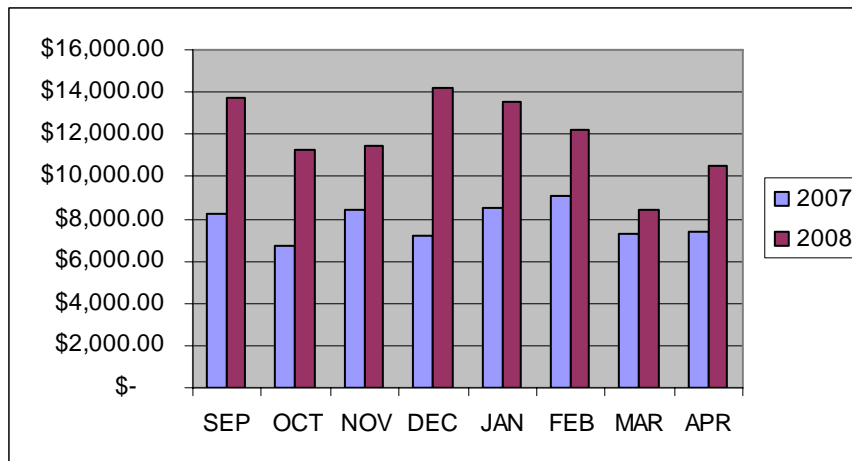
**Total Annual Increase 53.63%**

## Dillingham FRC Utilities 2007-2008

MONTH	Nushagak ELEC-TRIC	Delta Western FUEL	Nushagak PHONE	TOTAL
Sep-07	\$ 3,628.81	\$ 4,598.04	\$ 51.16	\$ 8,278.01
Oct-07	\$ 4,074.91	\$ 2,533.38	\$ 88.95	\$ 6,697.24
Nov-07	\$ 4,606.31	\$ 3,765.35	\$ 88.95	\$ 8,460.61
Dec-07	\$ 4,727.47	\$ 2,373.18	\$ 88.54	\$ 7,189.19
Jan-08	\$ 4,574.38	\$ 3,856.12	\$ 88.54	\$ 8,519.04
Feb-08	\$ 4,808.86	\$ 4,160.49	\$ 88.54	\$ 9,057.89
Mar-08	\$ 5,100.62	\$ 2,121.04	\$ 88.54	\$ 7,310.20
Apr-08	\$ 3,932.23	\$ 3,343.94	\$ 88.74	\$ 7,364.91
<b>Total</b>	<b>\$35,453.59</b>	<b>\$26,751.55</b>	<b>\$ 671.96</b>	<b>\$62,877.10</b>
<b>Average</b>	<b>\$ 4,431.70</b>	<b>\$ 3,343.94</b>	<b>\$ 84.00</b>	<b>\$ 7,859.64</b>

## Dillingham FRC Utilities 2008-2009

MONTH	Nushagak ELEC-TRIC	Delta Western FUEL	Nushagak PHONE	TOTAL
Sep-08	\$ 4,906.80	\$ 8,771.68	\$ 86.08	\$ 13,764.56
Oct-08	\$ 6,396.11	\$ 4,738.32	\$ 86.08	\$ 11,220.51
Nov-08	\$ 6,396.11	\$ 4,970.77	\$ 86.08	\$ 11,452.96
Dec-08	\$ 6,706.73	\$ 7,404.86	\$ 85.72	\$ 14,197.31
Jan-09	\$ 6,289.75	\$ 7,204.86	\$ 85.90	\$ 13,580.51
Feb-09	\$ 5,945.91	\$ 6,157.77	\$ 85.90	\$ 12,189.58
Mar-09	\$ 4,984.21	\$ 3,324.92	\$ 85.90	\$ 8,395.03
Apr-09	\$ 5,914.43	\$ 4,489.77	\$ 86.04	\$ 10,490.24
<b>TOTAL</b>	<b>\$ 47,540.05</b>	<b>\$ 47,062.95</b>	<b>\$ 687.70</b>	<b>\$ 95,290.70</b>
<b>AVERAGE</b>	<b>\$ 5,942.51</b>	<b>\$ 5,882.87</b>	<b>\$ 85.96</b>	<b>\$ 11,911.34</b>



	SEP	OCT	NOV	DEC	JAN	FEB	MAR	APR
Total % (-/+) 07-09	66.28%	67.54%	35.37%	97.48%	59.41%	34.57%	14.84%	42.44%

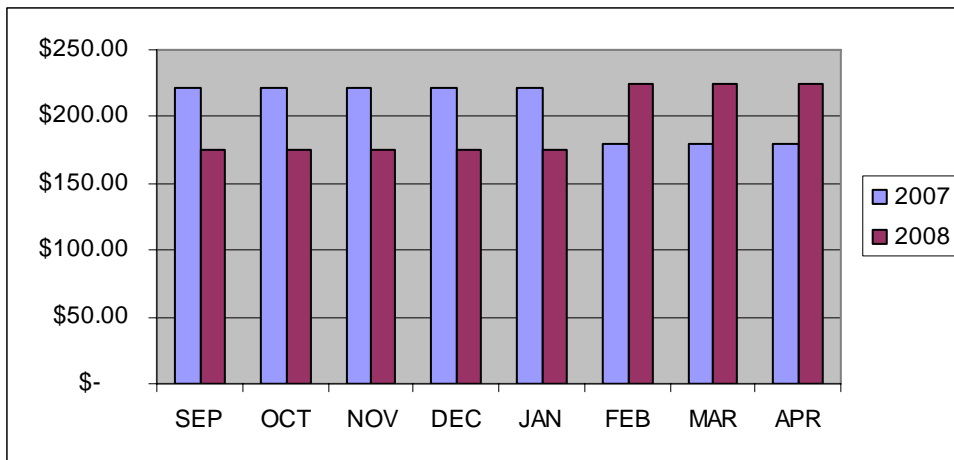
## Naknek Utilities 2007-2008

MONTH	Bristol Bay Telephone PHONE	Bristol Bay Telephone Internet	Bristol Bay Cellular	TOTAL
Sep-07	\$ 129.91	\$ 50.00	\$ 42.29	\$ 222.20
Oct-07	\$ 129.85	\$ 50.00	\$ 42.29	\$ 222.14
Nov-07	\$ 129.85	\$ 50.00	\$ 42.29	\$ 222.14
Dec-07	\$ 129.85	\$ 50.00	\$ 42.29	\$ 222.14
Jan-08	\$ 129.19	\$ 50.00	\$ 42.07	\$ 221.26
Feb-08	\$ 129.19	\$ 50.00	\$ -	\$ 179.19
Mar-08	\$ 129.19	\$ 50.00	\$ -	\$ 179.19
Apr-08	\$ 129.19	\$ 50.00	\$ -	\$ 179.19
<b>Total</b>	<b>\$1,036.22</b>	<b>\$400.00</b>	<b>\$211.23</b>	<b>\$1,647.45</b>
<b>Average</b>	<b>\$129.53</b>	<b>\$50.00</b>	<b>\$26.40</b>	<b>\$205.93</b>

**Electricity and Fuel donated by Bristol Bay Bureau School District**

## Naknek Utilities 2008-2009

MONTH	Bristol Bay Telephone PHONE	Bristol Bay Telephone Internet	Bristol Bay Cellular	TOTAL
Sep-08	\$ 125.35	\$ 50.00	\$ -	\$ 175.35
Oct-08	\$ 125.35	\$ 50.00	\$ -	\$ 175.35
Nov-08	\$ 125.35	\$ 50.00	\$ -	\$ 175.35
Dec-08	\$ 125.35	\$ 50.00	\$ -	\$ 175.35
Jan-09	\$ 125.35	\$ 50.00	\$ -	\$ 175.35
Feb-09	\$ 175.08	\$ 50.00	\$ -	\$ 225.08
Mar-09	\$ 175.08	\$ 50.00	\$ -	\$ 225.08
Apr-09	\$ 175.08	\$ 50.00	\$ -	\$ 225.08
<b>TOTAL</b>	<b>\$ 1,151.99</b>	<b>\$ 400.00</b>	<b>\$ -</b>	<b>\$ 1,551.99</b>
<b>AVERAGE</b>	<b>\$ 144.00</b>	<b>\$ 50.00</b>	<b>\$ -</b>	<b>\$ 194.00</b>



	SEP	OCT	NOV	DEC	JAN	FEB	MAR	APR
Total % (-/+ ) 07-09	-21.08%	-21.06%	-21.06%	-21.06%	-20.75%	25.61%	25.61%	25.61%

# Togiak Utilities 2007-2008

MONTH	Alaska Village ELECTRIC	Alaska Village FUEL surcharge	TNL FUEL	StarBand INTERNET	United Companies PHONE	TOTAL
Sep-07	\$ 263.10	\$ 191.69	\$ 373.18	\$ 129.99	\$ 48.38	\$ 1,006.34
Oct-07	\$ 369.58	\$ 253.07	\$ 373.18	\$ 129.99	\$ 45.74	\$ 1,171.56
Nov-07	\$ 335.48	\$ 223.78	\$ 373.18	\$ 129.99	\$ 47.50	\$ 1,109.93
Dec-07	\$ 354.40	\$ 240.03	\$ 373.18	\$ 129.99	\$ 47.28	\$ 1,144.88
Jan-08	\$ 645.46	\$ 490.08	\$ 373.18	\$ 129.99	\$ 47.28	\$ 1,685.99
Feb-08	\$ 757.22	\$ 586.09	\$ 373.18	\$ 129.99	\$ 47.28	\$ 1,893.76
Mar-08	\$ 783.40	\$ 608.58	\$ 373.18	\$ 129.99	\$ 47.38	\$ 1,942.53
Apr-08	\$ 738.52	\$ 570.02	\$ 373.18	\$ 129.99	\$ 47.38	\$ 1,859.09
<b>TOTAL</b>	<b>\$ 4,247.16</b>	<b>\$ 3,163.34</b>	<b>\$2,985.44</b>	<b>\$ 1,039.92</b>	<b>\$ 378.22</b>	<b>\$ 11,814.08</b>
<b>AVERAGE</b>	<b>\$ 530.90</b>	<b>\$ 395.42</b>	<b>\$ 373.18</b>	<b>\$ 129.99</b>	<b>\$ 47.28</b>	<b>\$ 1,476.76</b>

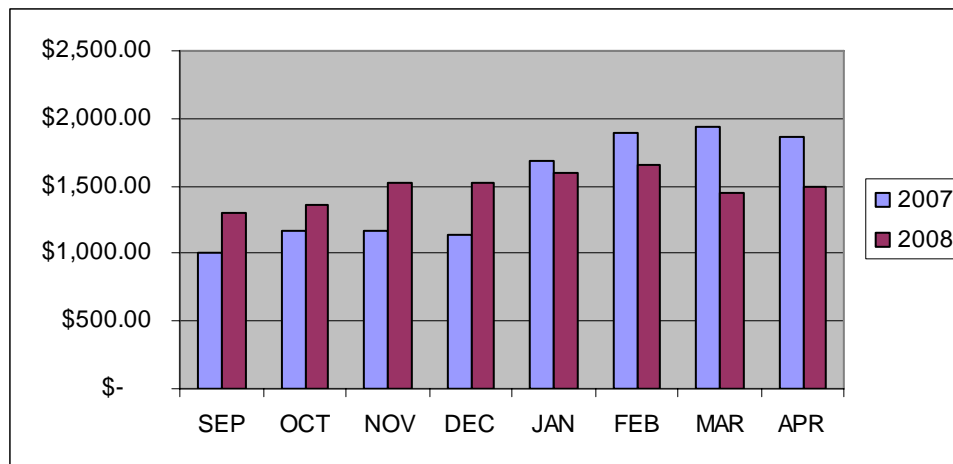
AVEC \$ 7,410.50 Bulk Fuel divided into 12 months  
Average \$ 617.54

**The fuel Surcharge is part of the Electric Bill**

# Togiak Utilities 2008-2009

MONTH	Alaska Village ELECTRIC	Alaska Village FUEL surcharge	TNL FUEL	StarBand INTERNET	United Companies PHONE	TOTAL
Sep-08	\$ 263.10	\$ 161.60	\$ 501.67	\$ 129.99	\$ 249.49	\$ 1,305.85
Oct-08	\$ 242.86	\$ 242.53	\$ 501.67	\$ 129.99	\$ 249.10	\$ 1,366.15
Nov-08	\$ 306.66	\$ 335.28	\$ 501.67	\$ 129.99	\$ 249.10	\$ 1,522.70
Dec-08	\$ 308.86	\$ 338.46	\$ 501.67	\$ 129.99	\$ 249.10	\$ 1,528.08
Jan-09	\$ 335.70	\$ 377.30	\$ 501.67	\$ 129.99	\$ 249.10	\$ 1,593.76
Feb-09	\$ 361.44	\$ 414.56	\$ 501.67	\$ 129.99	\$ 249.95	\$ 1,657.61
Mar-09	\$ 275.86	\$ 290.70	\$ 501.67	\$ 129.99	\$ 249.95	\$ 1,448.17
Apr-09	\$ 299.21	\$ 308.63	\$ 501.67	\$ 129.99	\$ 249.95	\$ 1,489.45
<b>TOTAL</b>	<b>\$ 1,457.18</b>	<b>\$ 1,455.17</b>	<b>\$4,013.36</b>	<b>\$ 649.95</b>	<b>\$ 1,245.89</b>	<b>\$ 7,316.54</b>
<b>AVERAGE</b>	<b>\$ 299.21</b>	<b>\$ 308.63</b>	<b>\$ 501.67</b>	<b>\$ 129.99</b>	<b>\$ 249.47</b>	<b>\$ 1,488.97</b>

AVEC \$ 2,912.35 Bulk Fuel divided into 12 months  
Average \$ 242.70



	SEP	OCT	NOV	DEC	JAN	FEB	MAR	APR
Total % (-/+) 07-09	29.76%	16.61%	29.97%	33.47%	-5.47%	-12.47%	-25.45%	-19.88%

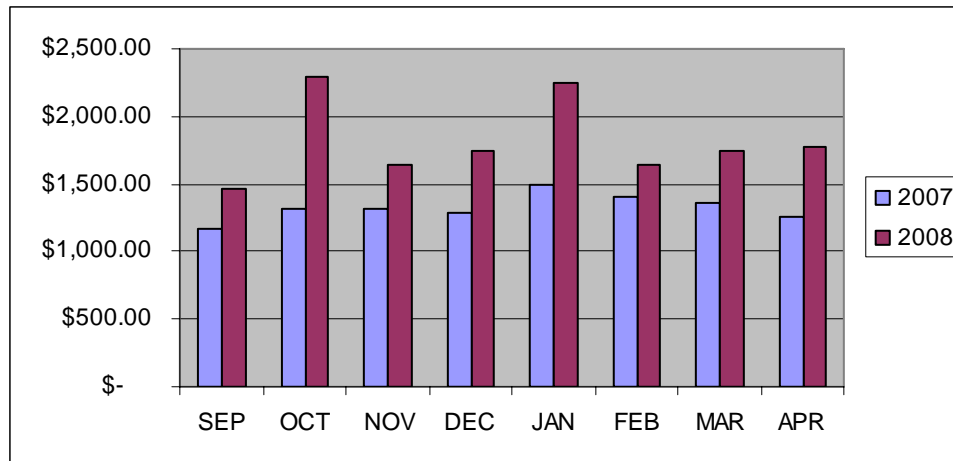
# New Stuyahok Utilities 2007-2008

MONTH	Alaska Village ELECTRIC	Alaska Village FUEL Surcharge	Crowley Fuel	Bristol Bay Telephone PHONE	Starband INTERNET	TOTAL
Sep-07	\$ 330.16	\$ 286.00	\$ 378.25	\$ 42.29	\$ 129.99	\$ 1,166.69
Oct-07	\$ 409.40	\$ 363.43	\$ 378.25	\$ 42.29	\$ 129.99	\$ 1,323.36
Nov-07	\$ 381.46	\$ 333.07	\$ 378.25	\$ 42.29	\$ 129.99	\$ 1,265.06
Dec-07	\$ 395.10	\$ 347.89	\$ 378.25	\$ 42.07	\$ 129.99	\$ 1,293.30
Jan-08	\$ 494.10	\$ 455.49	\$ 378.25	\$ 42.07	\$ 129.99	\$ 1,499.90
Feb-08	\$ 446.80	\$ 404.08	\$ 378.25	\$ 42.07	\$ 129.99	\$ 1,401.19
Mar-08	\$ 425.90	\$ 381.36	\$ 378.25	\$ 42.07	\$ 129.99	\$ 1,357.57
Apr-08	\$ 378.60	\$ 329.96	\$ 378.25	\$ 42.07	\$ 129.99	\$ 1,258.87
<b>TOTAL</b>	<b>\$ 3,261.52</b>	<b>\$ 2,901.28</b>	<b>\$3,026.00</b>	<b>\$ 337.22</b>	<b>\$ 1,039.92</b>	<b>\$ 10,565.94</b>
<b>AVERAGE</b>	<b>\$ 407.69</b>	<b>\$ 362.66</b>	<b>\$ 378.25</b>	<b>\$ 42.15</b>	<b>\$ 129.99</b>	<b>\$ 1,320.74</b>
AVEC	\$ 6,162.80	Bulk Fuel divided into 12 months				
Average	\$ 513.57					

**The fuel Surcharge is part of the Electric Bill**

# New Stuyahok Utilities 2008-2009

MONTH	Alaska Village ELECTRIC	Alaska Village FUEL Surcharge	Crowley Fuel	Bristol Bay TelephonePHONE	Starband INTERNET	TOTAL
Sep-08	\$ 399.50	\$ 352.67	\$ 412.88	\$ 163.17	\$ 129.99	\$ 1,458.21
Oct-08	\$ 660.83	\$ 930.71	\$ 412.88	\$ 163.17	\$ 129.99	\$ 2,297.58
Nov-08	\$ 402.80	\$ 527.91	\$ 412.88	\$ 163.17	\$ 129.99	\$ 1,636.75
Dec-08	\$ 445.04	\$ 595.93	\$ 412.88	\$ 163.17	\$ 129.99	\$ 1,747.01
Jan-09	\$ 639.96	\$ 909.84	\$ 412.88	\$ 163.17	\$ 129.99	\$ 2,255.84
Feb-09	\$ 407.20	\$ 534.99	\$ 412.88	\$ 163.17	\$ 129.99	\$ 1,648.23
Mar-09	\$ 442.62	\$ 592.04	\$ 412.88	\$ 163.17	\$ 129.99	\$ 1,740.70
Apr-09	\$ 458.48	\$ 612.06	\$ 412.88	\$ 163.17	\$ 129.99	\$ 1,776.58
<b>TOTAL</b>	<b>\$ 3,856.43</b>	<b>\$ 5,056.15</b>	<b>\$3,303.04</b>	<b>\$ 1,305.36</b>	<b>\$ 1,039.92</b>	<b>\$ 16,212.42</b>
<b>AVERAGE</b>	<b>\$ 482.05</b>	<b>\$ 632.02</b>	<b>\$ 412.88</b>	<b>\$ 163.17</b>	<b>\$ 129.99</b>	<b>\$ 1,820.11</b>
AVEC	\$ 8,912.58	Bulk Fuel divided into 12 months				
Average	\$ 742.72					



	SEP	OCT	NOV	DEC	JAN	FEB	MAR	APR
Total % (-/+ ) 07-09	24.99%	73.62%	23.68%	35.08%	50.40%	17.63%	28.22%	41.12%